









le W A N D

ATTACHMENT COVERS

 English	2
 Deutsch	5
 Español	8
 Français	11
 Nederlands.	14
 Italiano	17
 Русский	20
 中文	23

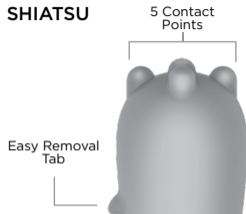
ATTACHMENT COVERS

Le Wand Silicone Attachments are designed to fit snugly over the head of your Le Wand Rechargeable Massager. The Silicone Attachment provides intense, targeted stimulation. Le Wand Attachments are made of body-safe, silky smooth silicone. They are nonporous and easy to clean.

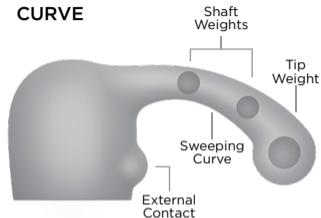
Instructions for Use

1. Coat the inside of the attachment with water-based lubricant for easier placement on top of the wand.
2. Place the attachment on the top of the wand head and slide into place.
3. Use water-based lubricant on the outside of the attachment if desired.
4. Wash with mild soap and air dry after use.

SHIATSU



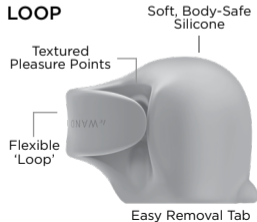
CURVE



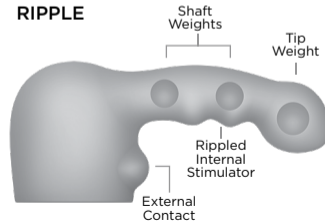
GLIDER

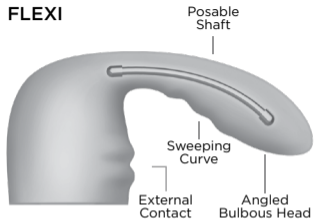
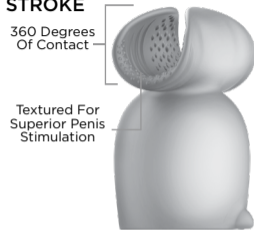
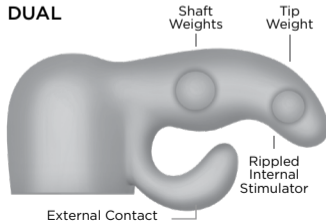
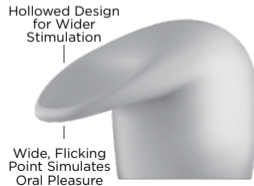


LOOP



RIPPLE

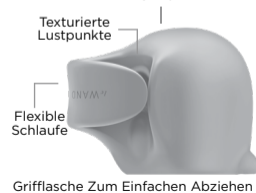


FLEXI**STROKE****DUAL****FLICK****AUFSATZCOVER**

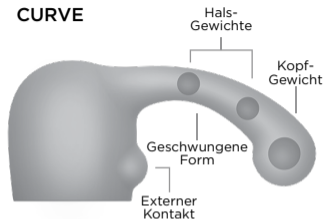
Die Le Wand Silikonaufsätze wurden entworfen, um perfekt auf den Kopf Ihres Le Wand wiederaufladbaren Massagestabs zu passen. Der Silikonaufsatz liefert eine intensive, zielgenaue Stimulation und ein sinnliches Gefühl der Fülle. Alle Le Wand Aufsätze wurden aus körpersicherem und seidenweichem Silikon hergestellt. Sie sind nicht porös und leicht zu reinigen.

Gebrauchsanweisung

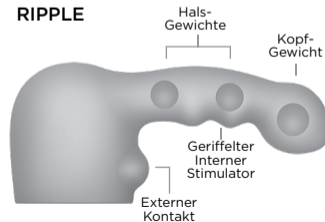
1. Beschichten Sie die Innenseite des Aufsatzes mit einem wasserbasierten Gleitmittel, damit sich dieser leichter auf der Oberseite des Stabs anbringen lässt.
2. Platzieren Sie den Aufsatz auf der Oberseite des Stabkopfes und schieben Sie ihn in Position.
3. Falls gewünscht, können Sie auch auf der Außenseite des Aufsatzes ein wasserbasiertes Gleitgel verwenden.
4. Waschen Sie den Stab mit milder Seife und trocknen Sie diesen nach Gebrauch an der Luft.

SHIATSU**LOOP** Weiches, Körpersicheres Silikon

CURVE



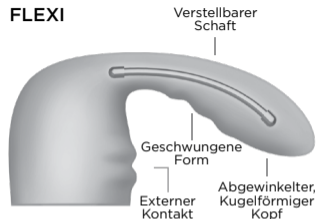
RIPPLE



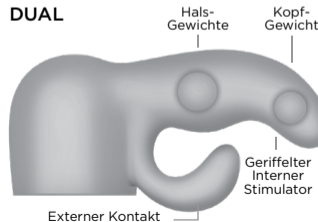
GLIDER



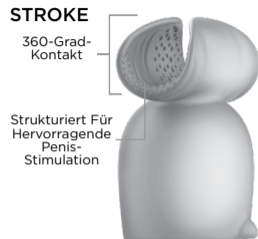
FLEXI



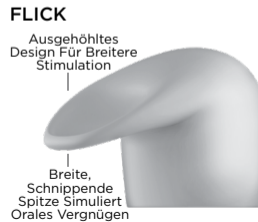
DUAL



STROKE



FLICK

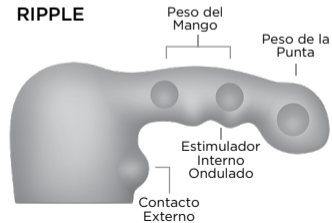
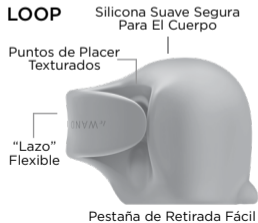
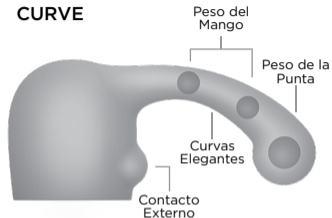


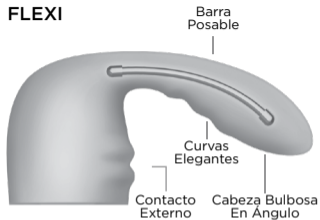
IMPLEMENTOS FUNDAS

Los Implementos de Silicona Le Wand son diseñados para encajar perfectamente en la cabeza de tu Masajeador Recargable Le Wand. Los Implementos de Silicona producen una estimulación intensa e orientada. Los Implementos Le Wand están hechos con silicona suave segura para el cuerpo. Son non porosos y fáciles de limpiar.

Instrucciones de Uso

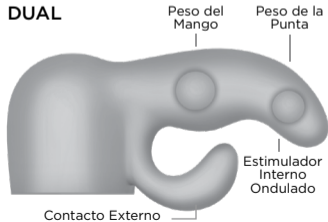
1. Recubra el interior del implemento con un lubricante a base de agua para facilitar su colocación en la parte superior del wand.
2. Coloque el implemento en lo alto de la cabeza del wand y deslícelo en su lugar.
3. Utilice un lubricante a base de agua en la parte exterior del implemento si así lo desea.
4. Lave con un jabón suave y deje secar al aire después de uso.



FLEXI**STROKE**

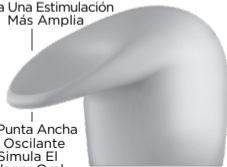
360 Grados De Contacto

Textura Para Una Estimulación Más Intensa Del Pene

**DUAL****FLICK**

Diseño Ahuecado Para Una Estimulación Más Amplia

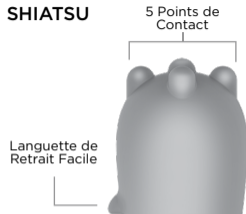
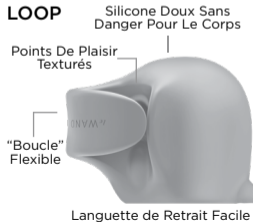
La Punta Ancha Y Oscilante Simula El Placer Oral

**ACCESORIOS DE REVÊTEMENT**

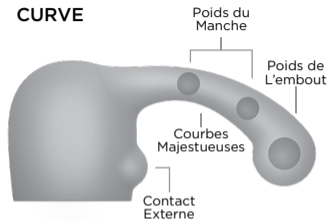
Les Accessoires en Silicone Le Wand sont conçus pour s'emboîter sur la partie supérieure de votre Masseur Rechargeable Le Wand. Les Accessoires en Silicone produisent une stimulation intense et ciblée. Les Accessoires Le Wand sont faits en silicone doux sans danger pour le corps. Ils sont non poreux et faciles à nettoyer.

Instructions d'Utilisation

1. Enduisez la partie intérieure de l'accessoire avec un lubrifiant à base d'eau pour un placement plus commode au sommet du wand.
2. Placez l'accessoire au sommet de la tête du wand et faites coulisser en place.
3. Utilisez un lubrifiant à base d'eau sur la partie extérieure de l'accessoire si vous le souhaitez.
4. Lavez avec un savon doux et laissez sécher à l'air après usage.

SHIATSU**LOOP**

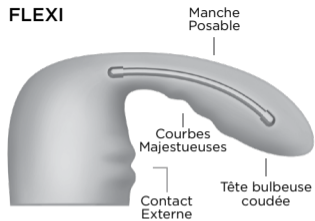
CURVE



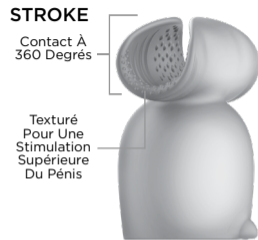
GLIDER



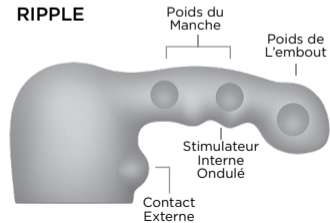
FLEXI



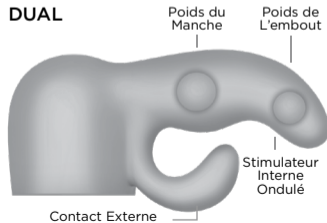
STROKE



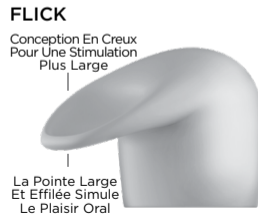
RIPPLE



DUAL



FLICK



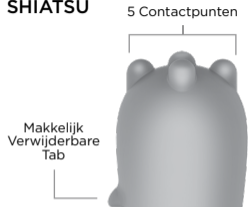
HULPSTUK COVERS

Le Wand Siliconen Hulpstukken zijn ontworpen om precies te passen over de kop van de Le Wand oplaadbare Massager. Het Siliconen Hulpstuk produceert intense, gerichte stimulatie en een geweldig gevoel van volheid. Le Wand Hulpstukken worden gemaakt van lichaamsveilige, zijdezachte siliconen. Ze zijn niet poreus en gemakkelijk schoon te maken.

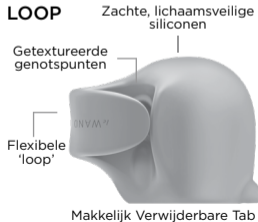
Gebruiksaanwijzing

1. Smeer de binnenkant van het hulpstuk in met glijmiddel op waterbasis zodat het makkelijk bovenop de wand te plaatsen is.
2. Plaats het hulpstuk bovenop de kop van de wand en schuif het op z'n plek.
3. Gebruik glijmiddel op waterbasis op de buitenkant van het hulpstuk indien gewenst.
4. Afwassen met milde zeep en aan de lucht laten drogen na gebruik.

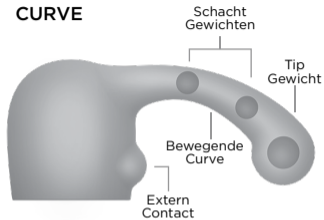
SHIATSU



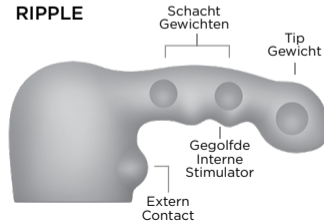
LOOP



CURVE

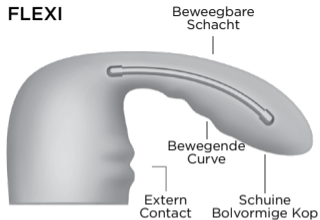
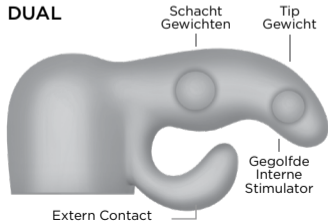
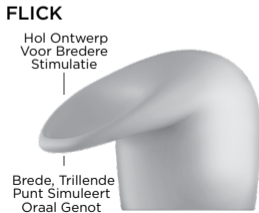


RIPPLE



GLIDER

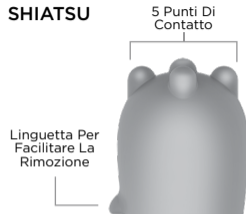
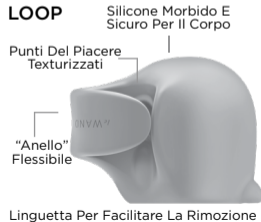


FLEXI**STROKE****DUAL****FLICK****RIVESTIMENTI ACCESSORI**

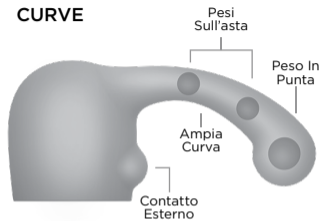
Gli accessori in silicone sono progettati per aderire alla testa del massaggiatore ricaricabile Le Wand. L'accessorio in silicone regala produce un'intensa e mirata stimolazione e una meravigliosa sensazione di pienezza. Gli accessori Le Wand sono fatti di silicone liscio come seta e sicuro per il corpo. Non sono porosi e consentono una facile pulizia.

Istruzioni per l'uso

1. Per un più facile inserimento in cima alla bacchetta, coprire l'interno dell'accessorio con del lubrificante a base d'acqua.
2. Collocare l'accessorio in cima alla testa della bacchetta e farlo scorrere in posizione.
3. Se si desidera, utilizzare del lubrificante a base d'acqua sull'esterno dell'accessorio.
4. Dopo l'uso, lavare con sapone neutro e asciugare all'aria.

SHIATSU**LOOP**

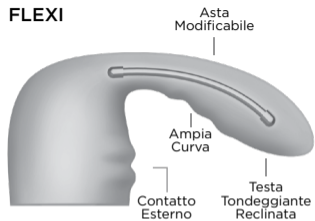
CURVE



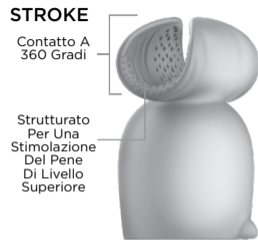
GLIDER



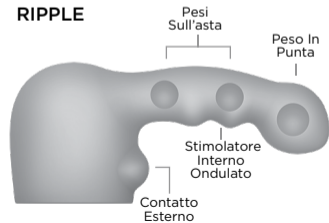
FLEXI



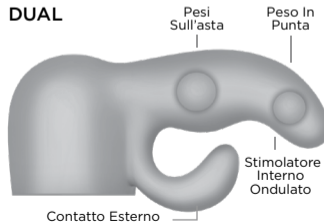
STROKE



RIPPLE



DUAL



FLICK

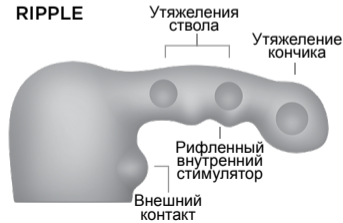
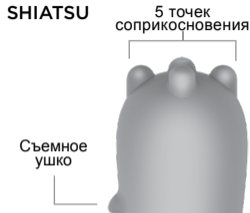


Накладные насадки

Силиконовые насадки Le Wand плотно прилегают к головке перезаряжаемого вибромассажера Le Wand. Силиконовая насадка обеспечивает интенсивное, акцентированное стимулирование. Насадки Le Wand изготовлены из безопасного для тела гладкого и шелковистого силикона. Они не пористые и легко чистятся.

Инструкция по применению

1. Чтобы легче надеть насадку, смажьте ее внутреннюю часть лубрикантом на водной основе.
2. Наденьте насадку на верхнюю часть головки и потяните вниз, пока она не окажется в нужном положении.
3. При желании можно нанести лубрикант на водной основе на наружную часть насадки.
4. Промойте мягким мыльным раствором, и дайте просохнуть.



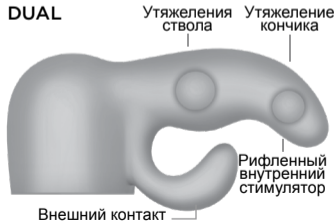
FLEXI



STROKE



DUAL



FLICK



头套

Le Wand™ 硅胶头套专门设计用于安装到 Le Wand™ 充电式按摩器的头部，完美贴合且触感舒适。硅胶头套将为您带来强烈的，有针对性的刺激。

Le Wand™ 头套是由亲肤安全且触感丝滑的硅胶制成，一体成型，安全及易于清洁。

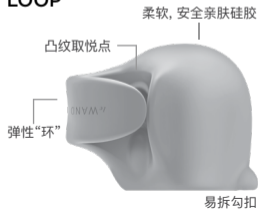
使用说明

1. 在附件内侧涂上水基润滑剂，使其更易于放置在 Le Wand™ 按摩器的顶部。
2. 将附件放置在按摩棒头的顶部，然后滑动到适当位置。
3. 如有必要，在附件外层应用水基润滑剂。
4. 使用后，用温和的肥皂清洁并风干。

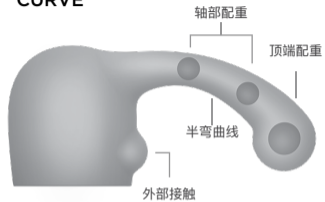
SHIATSU



LOOP



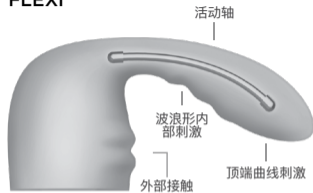
CURVE



GLIDER



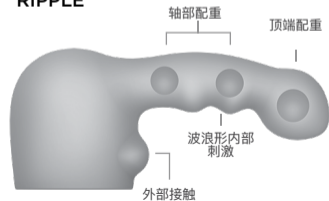
FLEXI



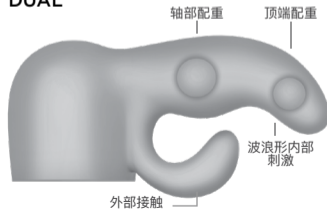
STROKE



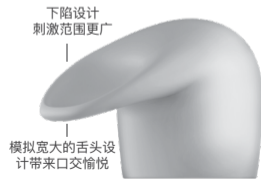
RIPPLE



DUAL




FLICK



Email us at
customerservice@lewandmassager.com
for any unanswered questions

Designed and Developed by
Le Wand™

Made in China
© **Le Wand™**



Complete user instructions in additional languages and
FAQ can be found at:

www.lewandmassager.com

LEWANDMASSAGER.COM